



Technical Information

Room 311, City Hall Square, Lynn, MA 01901
Administrative Offices: 781-586-6770, Fax: 781-477-7026
E-mail: JMarsh@ci.lynn.ma.us
Web: www.lynnauditorium.com



General Information

The Lynn Memorial Auditorium is located in historic downtown Lynn within Lynn City Hall. The Auditorium was built in 1949 and was renovated in 2005. The main hall accommodates 2,122 people and is handicap accessible.

Address (Mailing and Street):

Lynn Memorial Auditorium
Lynn City Hall, Room 311
Three City Hall Square
Lynn, MA 01901

Technical Services:

Booking Agent & General Manager

James M. Marsh
(781) 586-6770
JMarsh@ci.lynn.ma.us

Box Office Coordinator

JoAnna Mills
Office of Community Development
(781)-586-6770
JMills@ci.lynn.ma.us

Production / Promotion

Henry Ryan
(781)-586-6770
Henryryan55@yahoo.com

Area Hotels:

Diamond District Inn (approximately 1 mile to Lynn Auditorium)

142 Ocean Street
Lynn, Massachusetts 01902
Toll Free 800-666-3076
(781) 595-2200

Days Inn ~ Saugus (approximately 7 miles to Lynn Auditorium)

999 Broadway
Saugus, MA 01906 US
Phone: 781-233-1800 Fax: 781-233-1814
Saugus, MA 01906

Taxi / Limo Services:

MVS Limo and Transportation

MaCdenny Sanchez

29 Harrington Street, Revere, MA
(781) 718-3694

Tom's Taxi

182 Alley St, Lynn, MA
(781) 595-0049

All City Cab

82 Sanderson Ave, #213, Lynn, MA
(781) 595-0688

Captain Wolf Executive Car

19 Range Rd, Nahant, MA
(781) 477-2722

Restaurants: Area restaurants include:

Blue OX

191 Oxford Street
Lynn MA 01901
781-593-3111

Old Tyme

612 Boston Street
Lynn MA 01905
781-596-1111

Turbine

56 Central Square
Lynn MA 1901
617-8-5967

Tatiana's Restaurant & Lounge

70 Market Street
Lynn MA 01901
781-477-0700

Brothers Deli & Restaurant

41 Market Street
Lynn MA 01901
781-581-3363

Handicapped Access: The Lynn Auditorium is accessible via handicap ramp and door at the Johnson Street entrance. There are 2 main elevators that will bring patrons and event staff to the main and balcony levels.

Emergency numbers:

Lynn Police: 781-598-4000

Lynn Fire: 781-593-1234

Parking: Parking for event staff is located on Johnson Street in the back of the Auditorium and within the Johnson Street parking lot denoted as "2" on the diagram below. Patron parking is available during major events within the areas denoted below. Smaller and local events can utilize areas 2, 8 and 9 as well as on street parking.



Travel Directions:

Starting Point - Revere/Marsh Road: Start out going Northeast on Western Ave./MA-107 toward Albion Street (.45 miles) Turn slight right onto Market Square (.14 miles) Market Square becomes S. Common Street (.57 miles) S. Common Street becomes City Hall Square (.06 miles) Total distance: 1.22 miles

Starting Point - General Edwards Bridge (1A): Start out going Northeast on the Lynnway/MA-1A North toward Harding Street (1.29 miles) Turn Left onto Market Street / MA-1A. Continue to follow Market Street (.42 miles) Turn right onto City Hall Square (.01 miles) Total distance: 1.71 miles

Starting Point - Salem/Floating Bridge: Start out on Highland Ave/ MA-107 toward Eastern Ave. Highland Ave will turn into Western Ave. in Lynn just before the bridge. Continue on Western Ave. / MA-107 (2.16 miles) Turn left onto Franklin Street (.45 miles) Turn slight left onto City Hall Square (.06 miles) Total distance: 2.66 miles

Starting Point - 128/95 (Goodwin Circle): Start out taking the 129 East Exit off of 128/95 (This is Exit 44B). Follow to rotary and take the second right onto MA-129 East (3.13 miles) Turn right onto Boston Street (.77 miles) Turn left onto Franklin Street (.58 miles) Turn slight left onto City Hall Square (.06 miles) Total distance: 4.64 miles

* Please note that when taking Route 128 South, continue until Route 1 South, from Route 1 South please take 129 East to Goodwin Circle.

Starting Point - Rt. 1/Saugus: Take the Walnut Street – Lynn Exit. Stay on Walnut Street for 3 miles and bare left onto Linwood Road. Stay straight on Linwood Road for .5 miles where it will turn into No. Franklin Street. Merely stay straight as Linwood turns into No. Franklin. North Franklin turns into Franklin Street at the intersection of Boston Street (by the back of the Super Stop & Shop). Stay on Franklin for another .5 miles where you will come into City Hall Square. The City Main Library will be on your right, and City monuments in front of you. Bear left into City Hall Square and City Hall will be across the street

Time Zone:

Eastern Standard time Zone - Massachusetts

Laundry: Landry Services are currently unavailable within the Lynn Auditorium. There are several Laundromats within ¼ mile of the Auditorium.

Carpentry

Seating Capacity:

Balcony	827
Main Floor	1245
VIP Orchestra Pitt	50
Total	2,122

Seating Chart: See Attachment A

Stage Dimensions:

Proscenium:	Width 40' Height 45'
Wing Space:	Stage left: 20' Stage right: 20' 7"
Grid Height:	47'
Fly:	47'
Orchestra Pit:	38' wide x 15' 2" deep at center x 4' 10" high. (7' 2" to top of retaining railing) Lowered and raised manually.
Stage Height:	3' 7" from House Floor
Stage	Back wall is straight. Floor 80' 7" wide by 30' deep (Back wall to Proscenium)
Apron	4' 5" from Proscenium to stage lip

Stage Floor:

Stage floor is made of Douglas Fir wood.

House Draperies: All draperies are manually operated

	<u>Height</u>	<u>Width</u>	<u>Color</u>	<u>Line-set Location</u>
Valance	8'-0"	44'-0"	Red	Line 1
Main Traveler	28'-0"	25'-0"	Red	Dead Hung Track
Teaser	15'-0"	47'-0"	Red	Line 2
Border	8'-0"	62'-0"	Black	Line 7
Masking Legs	26'-0"	13'-0"	Black	Line 8
Border	8'-0"	62'-0"	Black	Line 11
Mid Traveler	26'-0"	32'-0"	Black	Line 12 Track
Masking Legs	26'-0"	13'-0"	Black	Line 15
Border	8'-0"	62'-0"	Black	Line 16
Rear Traveler	26'-0"	32'-0"	Black	Line 19 Track
Orchestra Pit Rail	2'-10"	52'-0"	Red	On Track
Orchestra Pit Rear	2'-10"	52'-0"	Black	On Track

Loading Area: Loading dock is located at the back of the Auditorium on Johnson Street. The Loading Dock consists of a 9,000 lb capacity hydraulic scissor lift with an 84" x 108" non skid platform. Scissor lift rises 10' 1" to back of stage floor doors via push button control on back stage wall. Loading dock doors opening is 12' 2" high x 6' 1" wide. Scissor lift lowers to approximately 22" for easy access to a variety of trucks.

Line Set Data:

Line Plot:

Working Height of battons:

Battons:

Type:

Arbor capacity:

Winch Capacity:

Loading gallery:

Pin rail:

Support Areas:

Crossover:

Access:

Shop Area:

Storage:

Notes:

LIGHTING

LIGHTING

Stage Lighting:

- The system consists of an ETC Sensor SR48 dimmer rack with 78 - 2.4kw dimmers and 9 - 6kw dimmers
- Control is an ETC Express 48/96.
- Console Plug in Locations are located in the Projection Booth, above the Balcony, and Stage Right. One 10' & 25' DMX cable are available.
- No RFU is available, but a plug-in station is located Stage Right. One 10' RFU Cable is available.
- A small inventory of ETC Source Four ERS, PAR's and Capital 3-circuit Border lights.
- There are no front-of-house transfers.
- One 400 Amp Company Switch with CAM & bare lug connection is located Upstage Left.
- There is a 5-pin DMX output connection located next to the Company Switch.
- There is a 5-pin DMX output located on Stage Right, by the loading rail.

Lighting positions:

- FOH (Mid-Balcony) Box Boom position, with four circuits and one 5-pin DMX output per side.
- FOH (Orchestra) Box Boom position, with twelve circuits and one 5-pin DMX output per side.
- FOH Slot positions with circuits 35-48
- 1st Electric 54' Connector strip with 30 circuits on 30 pigtails
- Three (approximately 45') 3-circuit Capital Lighting Border lights evenly spaced over the stage.

Hang and Focus:

- Fixtures hung on each FOH Box boom are focused on the stage extension/pit filler area and the stage apron. Each area is lit with two front lights from these positions. Fixtures are also hung in the FOH Slot and 1st Electric and focused into four lighting areas across the front portion of the stage with one center special area. Two front lights and two top lights into each area. Two Pipe end washes off either end of the 1st Electric. Three 3-circuit border lights with Amber, Blue and No Color cells fill out the remaining Up Stage portion of the stage.
- Fixtures may be moved, re-colored or refocused as appropriate. **Fixtures must be re-hung and focused into the original repertory configuration before leaving the space.**

Stage Lighting Equipment Inventory

ITEM	NUMBER	MANUFACTURER	NOTES
S4 14 deg	4	ETC	575W
S4 19 deg	20	ETC	575W
S4 26 deg	14	ETC	575W
S4 36 deg	10	ETC	575W
S4 50 deg	6	ETC	575W
S4 Par	10	WFL	575W
Border lights	3	Capital Lighting	3000W per circuit
Twofers	12		20A Stage Pin
Cable	2		25' Stage Pin
	4		10' Stage Pin
	30		5' Stage Pin
Follow spots	2	Orbiter Long Throw (Projection Booth)	1000W

House Lighting System:

- The system consists of incandescent lighting fixtures dimmed by ETC Sensor 2.4kw and 6kw dimmers.
- All house circuits are controlled by ETC Unison system via main console
- 10-button preset station is in the booth.
- 16 Fader, 12 button station is Stage Right
- One button stations with locking doors are located at main entry points into the house on all levels

Power:

Dimmers:

Control board:

Houselights:

Circuits:

Circuit Chart:

See Attachment B

Front of House Transfer:

Front of house Positions:

Equipment Inventory:

Front of House Instruments:

Stage instruments:

Followspots:

Hardware:

Cable:

Film, Video & Projection Equipment:

Notes:

SOUND

Power:

Wiring:

Control Locations:

Hearing Assist System:

Monitor / Paging System:

Production Communications:

Equipment Inventory:

Mixing Consoles:

Fixed Speakers:

Portable Speakers:

Microphones:

Playback:

Signal Processors:

Amplifiers:

Cable:

Notes:

PROPS

Orchestra Pit:

Music:

Chairs:

Stands:

Stand Lights:

Conductor Podium:

Orchestra Shell:

Platforms:

Dance Floor:

Lecterns:

Notes:

Risers:

Fourteen 8 foot x 4 foot risers

- two 16 inch high
- seven 24 inch high
- five 8 inch high
- six 6 inch high triangles that are 4x3x3

WARDROBE

Dressing Rooms:

Wardrobe Area:

Irons:

Ironing Boards:

Steamers:

Washers / dryers:

Racks and hangers

Quick Change Booths:

Notes:

STANDARD ATTACHMENTS:

Seating Chart

Attachment A

Circuit Chart

Attachment B

Map:

Attachment C

Plan of Theatre:

Attachment D

Centerline section of theatre:

Attachment E

Line Plot of theatre

Attachment F

Photographs of stage and seating

Attachment G

Policy Handbooks

Attachment H

Miscellaneous Measurements (These measurements are with pit filler OUT)

Miscellaneous Measurements

Projection Room to Stage	130 Feet
House back wall to Stage	107 Feet 5"
Middle pit rail to Stage	13 Feet 6"
Height of front balcony to House Floor	11 Feet 5"
Height of back balcony to House Floor	8 Feet 8"
Height of Front below Balcony House Floor to <u>front</u> balcony seat head position	17 Feet
Height of Front below Balcony House Floor to <u>back</u> balcony seat head position	33 Feet 6"
Projection Booth	27' long 9' wide with bathroom
Stage Rigging	20 Sets 63' long

Dressing Room Accommodations

10 Small	Each can accommodate 2 people with a sink Mirrors and dressing table. 8' x 9'
2 Large	Orchestra Room: 22 x 16 with sink Main Dressing : 22 x 16 with sink, shower, stall
Bathrooms	Men's and ladies bathroom.

Amenities Available

Tables and chairs available upon request

Meeting Spaces

3rd Floor
4th Floor

Projection Equipment

Eiki Model LC-XT3 Theater Style Projector with long throw lenses. (Lamp Replacement = POA-LMP49)
Ability to connect to DVD Player, Computer, VCR, TV.
Basic Toshiba DVD Player

Screens

Super Glo Movie Screen: 17' High x 23' 3" Wide 130' from screen to projector.

Stretch Fabric Screen: 39' High x 34' Wide plus or minus 2 feet on stretch.

Other Equipment

Portable Speakers

4 FBT Max4a 300 + 100W – Processed Active monitors
4 FBT MaxX 9Sa Subwoofers
Stackable together

Small Sound Mixer

Mackie 1202-VLZ Pro 12 Channel Mic / Line Mixer

POWER

400 amp, 3-phase, 120/208 volt company switch with capacity to #4/0 copper cam lock access connectors

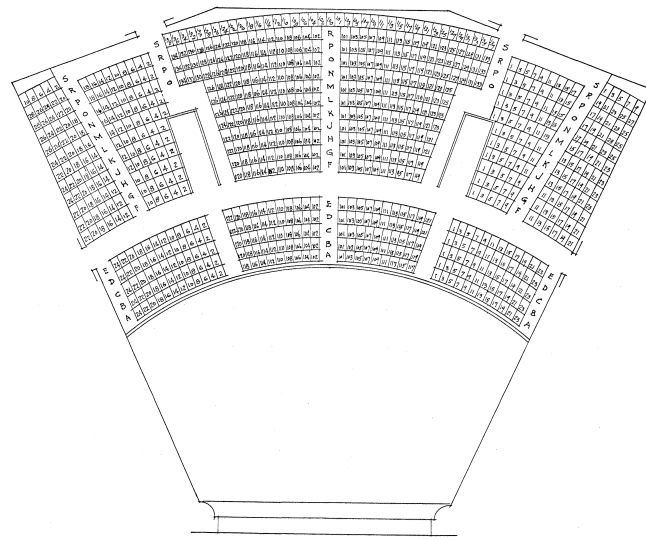
200 amp, 3-phase, 120/208 volt, circuit distribution panel board with circuit breaker access

SOUND

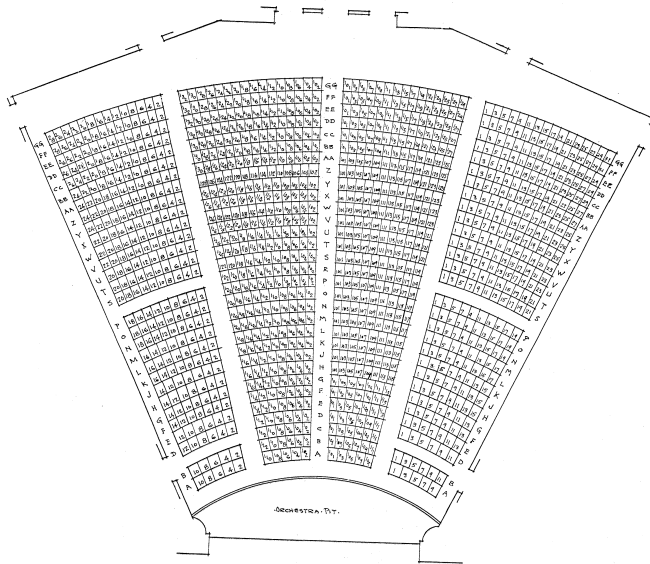
6' Steel locking cabinet with Allen & Heath rack mounted 14:4:2 Mixer. 40' 6 input microphone snake can connect to microphone input panel located in bottom of cabinet or microphones can be connected directly to input panel. A 40' stage monitor snake with (2) JBL MP212 monitors. (2) Dynamic microphones and stands. A hand held wireless microphone and a headworn wireless microphone system. (2) OAP 2 speakers flown above stage and (4) OAP UB622 speakers for under balcony fill.

RIGGING

20 Clancy Sets with full fly space. New in 2005. (More information coming soon)



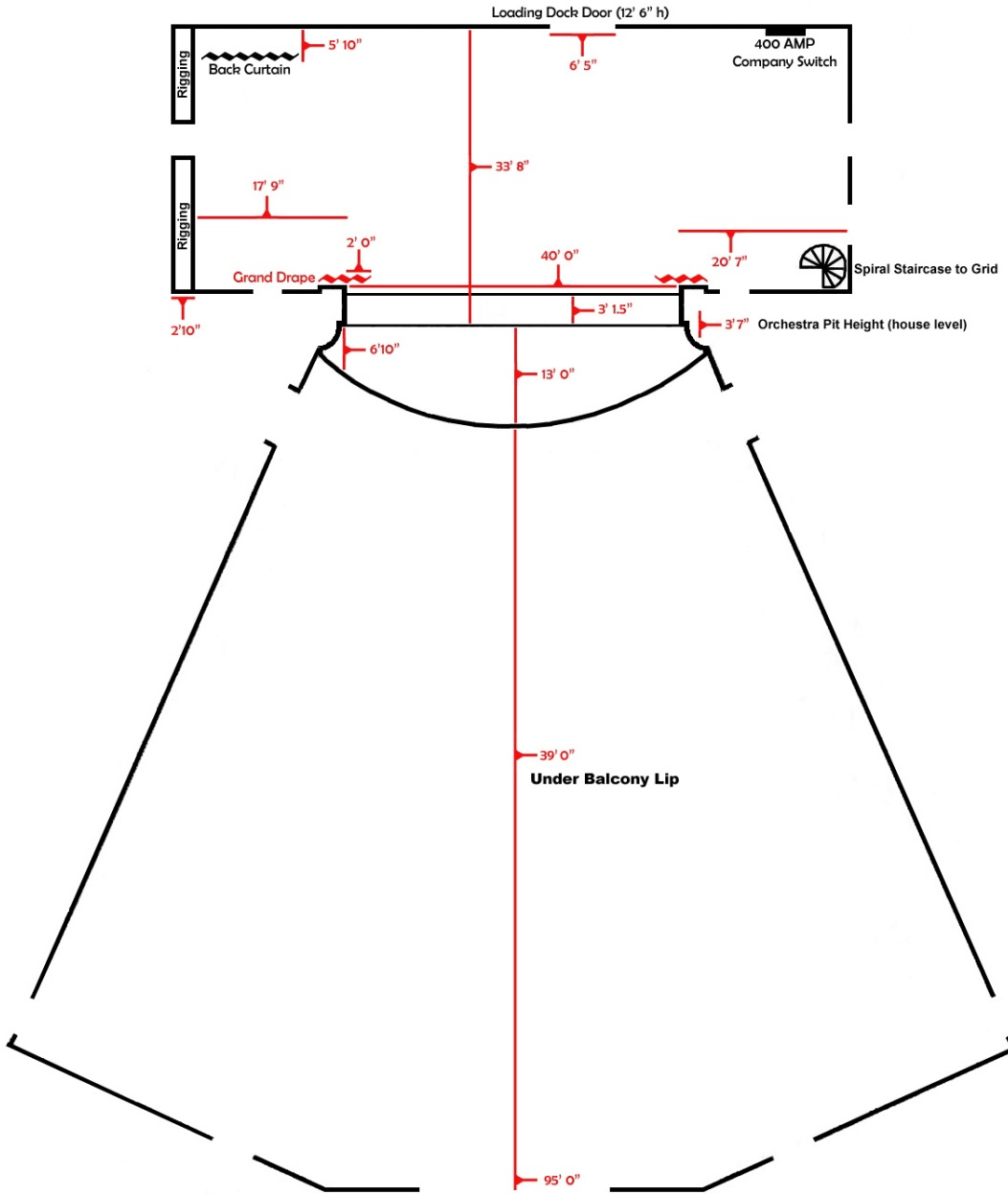
SEATING PLAN OF BALCONY FLOOR
 LYNN MEMORIAL AUDITORIUM
 CAPACITY 827 SEATS



SEATING PLAN OF AUDITORIUM FLOOR
 LYNN MEMORIAL AUDITORIUM
 CAPACITY 1245 SEATS

Attachment B - Plan of Theater


Lynn AUDITORIUM



All these lighting positions have Source Four ERS's



These are our four electrics above stage
We have three original electrics with 43 lights on each and
one new electric with 4 Source Four ERS's and 10 PARS



EQUIPMENT AND RENTAL RATES AVAILABLE UPON REQUEST